

CHAPTER – 2

ANALYSIS OF REGISTERED PUBLICATIONS

2.1.1. The number of publications registered with the Registrar of Newspapers for India has maintained a rising trend. There were 1,44,520 registered publications as on 31-03-2021. A total number of 1,097 new publications were registered during the period from 01-04-2020 to 31-03-2021 thereby raising the total numbers to 1,44,520 on 31st March, 2021, showing a net increase of 0.765 percent over the previous year. *(Table 2.1)*

2.1.2. There were 19,971 registered Dailies and 541 Tri/Bi-Weeklies in 2020-21, as against 19,782 Dailies and 539 Tri and Bi-weeklies in 2019-20. Total number of Dailies, taken together with Tri/Bi-weeklies, have increased by 191 or 0.94 percent during the reporting year. *(Table 2.1)*

2.1.3. The pattern of growth of publications in the country during the last ten years is given in Table 2.1. It reveals a growth of 0.765 percent in the total number of publications published in the country over the previous year.

PROFILE OF NEW PUBLICATIONS

2.2.1. Out of 1,097 publications registered during the period 2020-21, 189 were Dailies, 2 were Bi/Tri Weekly, 380 Weeklies, 103 Fortnightlies, 315 Monthlies, 60 Quarterlies, 11 Annuals and 37 of other periodicities. *(Table 2.2)*

2.2.2. In 2020-21, new publications were registered in all the main languages except Bodo, Dogri, Kashmiri, Konkani, Manipuri, Nepali, Santhali and Sanskrit. The largest number was 476 that was brought out and registered in Hindi, followed by 109 in Marathi, 109 in Kannada and 83 in Gujarati. *(Table 2.2)*

CEASED PUBLICATIONS

2.3. A total number of 60 registered publications were ceased during the period 2020-21, which includes 11 publications in Uttar Pradesh, 10 in Dadra & Nagar Haveli and Daman Diu, 9 in Madhya Pradesh, 8 in Delhi, 5 in Maharashtra, and rest 17 in other States.

DAILIES

2.4.1. The total number of Daily publications in 2020-21 increased to 19,971 as compared to previous year's 19782, i.e., an increase by 189 in numbers or 0.96 in percentage. The Daily publications were brought out in almost all main languages of the country. Hindi Dailies topped the list with 8,562. Other languages in which more than 100 Daily publications were brought out were (i) Urdu (2,062); (ii) Telugu (1,769); (iii) English (1,672); (iv) Marathi (1,396); (v) Kannada (1,117); (vi) Gujarati (811); (vii) Tamil (642); (viii) Bilingual (485); (ix) Malayalam (435); (x) Bengali (233); (xi) Punjabi (214) and (xii) Odia (227). *(Table 2.3)*

2.4.2. Tri or Bi-weekly publications, which are akin to Dailies in dissemination of news, totaled 541 with Hindi at the top with 141 followed by English (99); Tamil (57); Urdu (32); Bengali (29); Marathi (20); Malayalam & Punjabi (18); and Gujarati (15) among others. *(Table 2.3)*

PERIODICALS

2.5. A total of 1,24,008 publications of various periodicities other than Dailies and Tri/Bi-Weeklies were on the records of the RNI in 2020-21. Out of these, 44,899 were Weeklies, 46,670 Monthlies,

16,307 Fortnightlies, 8,762 Quarterlies and 2,436 Annuals. Weeklies and Monthlies appeared to be more popular, with their total number soaring to 91,569, accounting for 73.84 percent approx. of the total Periodicals. (Table 2.3)

LANGUAGE-WISE ANALYSIS

2.6.1. Language-wise analysis of registered publications shows that publications were registered in 189 languages and dialects in 2020-2021. Apart from English and 22 other principal languages, listed in the Eighth Schedule of the Constitution, publications were registered in 167 other languages or dialects, mostly Indian and also in a few foreign languages. (Appendix II).

2.6.2. In 2020-21 also, the same trend can be noticed from the data of previous years that the highest number (55,349) of publications were registered in Hindi followed by English (19,845); Marathi (10,160); Urdu (6,930); Gujarati (6,708); Telugu (6,134); Tamil (6,060); Kannada (5,937); Bengali (5,048); and Malayalam (3,492). (Table 2.3)

2.6.3. Apart from Periodicals, published in one language, there were a significant number of publications brought out in two or more languages categorized as 'Bilingual' and 'Multilingual'. At the end of 2020-21, there were 10,652 'Bilingual', 2,718 'Multilingual' and 686 'Others' publications. (Table 2.3)

STATE-WISE ANALYSIS

2.7.1. Uttar Pradesh with 21,166 registered publications retained its top position at the end of 2020-21. Maharashtra with 19,796 publications came next, followed by Delhi (16,351); Madhya Pradesh (13,106); Tamil Nadu (8,752); Karnataka (7,862); Rajasthan (7,710); West Bengal (7,510); Gujarat (7,340); Andhra Pradesh (5,798); Kerala (4,556); Uttarakhand (3,607); Telangana (3,397); Punjab (3,120); Odisha (2,648); Haryana (2,558); Bihar (2,183); Chhattisgarh (1,754); and J&K (1,215) were among other states having more than 1,000 publications registered. (Table 2.4)

2.7.2. In the category of Dailies also Uttar Pradesh maintained its lead with 3,893 Daily publications followed by Maharashtra (2,086); Madhya Pradesh (2,040); Andhra Pradesh (1,645); Karnataka (1,350); Delhi (1,296); Rajasthan (956); Gujarat (947); Telangana (741); Tamil Nadu (725); Bihar (587); Kerala (465); J&K (412); and West Bengal (379). States having the publication of 200 or more Dailies were Uttarakhand (369); Punjab (345); Chhattisgarh (341); Odisha (295); and Haryana (286). Dailies were published from almost all States and Union Territories except Lakshadweep. (Table 2.4)

2.7.3. In 2020-21, the largest number of Weeklies were published from Uttar Pradesh (9,870), followed by Maharashtra (8,520); Madhya Pradesh (4,961); Gujarat (3,098); Delhi (3,012); Uttarakhand (2,132); Rajasthan (1,950); Karnataka (1,453); and West Bengal (1,321). States publishing more than 500 Weeklies were Tamil Nadu (1,198); Punjab (1,001); Andhra Pradesh (817); Haryana (768); Telangana (744); Bihar (736); Chhattisgarh (632); Odisha (568); and Jammu & Kashmir (518). (Table 2.4)

2.7.4. The largest numbers of Monthlies were published from Delhi (7,111), followed by Maharashtra (5,193); Tamil Nadu (4,740); Madhya Pradesh (4,720); Uttar Pradesh (4,213); Karnataka (3,275); Kerala (2,546); Andhra Pradesh (2,431); West Bengal (2,395); and Gujarat (2,016). States from where more than 500 Monthlies were brought out were Rajasthan (1,591); Telangana (1,249); Punjab (979); Odisha (809); and Haryana (718). (Table 2.4)

2.7.5. The distinction for bringing out the highest number of publications in a single language went to Uttar Pradesh from where 16,557 publications were brought out in Hindi. Other states with over 5000 publications in Hindi were Madhya Pradesh (11,973), Rajasthan (6,681) and Delhi (6,604). (Table 2.5)

CONCENTRATION

2.8. The Print Media tends to concentrate in certain important cities and towns, giving them eminence as major printing and publishing hubs, which can be classified as under:

- (i) Metropolitan Cities (Delhi, Kolkata, Mumbai, Chennai, Bengaluru, Hyderabad, Ahmedabad, Pune, Jaipur, Surat, Nagpur, Visakhapatnam and Amravati);
- (ii) State Capitals;
- (iii) Union Territories;
- (iv) Big Cities, (having a population of more than 1,00,000); and
- (v) Small Towns (having a population of less than 1,00,000).

NUMERICAL ANALYSIS

2.9.1. At the end of 2020-21, the total numbers of publications registered from the thirteen Metropolitan Cities were 45,740. State capitals were publishing 59,066 registered publications. Big cities published a total of 1,03,470 publications. As many as 4,200 publications were brought out from small towns whereas 18,706 were from the Union Territories. (*Table 2.6*)

2.9.2. A total number of 4,098 Dailies were being brought out from the Metropolitan Cities and 7,159 from State Capitals. The Big Cities in various States published 13,609 Daily publications and the Small Towns brought out 568. The Union Territories published only 1,856 Dailies. (*Table 2.7*)

LANGUAGE-WISE ANALYSIS

2.10. In English language, 12,467 publications were brought out from the thirteen Metropolitan Cities. Other languages in which a large number of publications were brought out from the Metropolitan Cities were Hindi, Tamil, Bengali, Urdu and Marathi. It was noticed that the Metropolitan City Delhi had a sizeable number of publications in Hindi while other main centers of Hindi publications were Big Cities and Small Towns other than State Capitals. Publications in Hindi and English were mainly published from State Capitals. Publications in Hindi, Marathi, English, Gujarati, Telugu and Bengali as well as Bilingual publications were centered in Big Cities. (*Table 2.6*)

LONGEVITY

2.11. *Bombay Samachar*, a Gujarati Daily, being published since 1822 from Mumbai was the oldest among existing publications in India. The 48 centenarians of the Indian Press including the Bombay Samachar are:

S. No.	Title/ Periodicity/Language/Place	Year of Launch
1.	<i>Bombay Samachar</i> / Gujarati Daily/Mumbai	1822
2.	<i>Christ Church School</i> /(Bombay Education Society Magazine)/ Bilingual Annual/Mumbai	1825
3.	<i>Jam-E-Jamshed</i> /Gujarati Daily/Mumbai	1832
4.	<i>The Times of India</i> /English Daily/Mumbai	1838
5.	<i>Calcutta Review</i> /English Quarterly/Calcutta	1844
6.	<i>Tirunelveli Diocesan Magazine</i> /Tamil Monthly/Tirunelveli	1849
7.	<i>The Examiner</i> /English Weekly/Mumbai	1850

S. No.	Title/ Periodicity/Language/Place	Year of Launch
8.	<i>The Guardian</i> /English Fortnightly/Chennai	1851
9.	<i>An Indian</i> /Portuguese Weekly/Margo	1861
10.	<i>KhedaVartman</i> /Gujarati Weekly/Kaira	1861
11.	<i>Belgaum Samachar</i> /Marathi Weekly/Belgaum	1863
12.	<i>Gujarat Mitra& Gujarat Darpan</i> /Gujarati Daily/Surat	1863
13.	<i>Newman's Indian Bradshaw</i> /English Monthly/Kolkata	1865
14.	<i>Pioneer</i> English Daily/Lucknow	1865
15.	<i>Amrit Bazaar Patrika</i> /English Daily/Kolkata	1868
16.	<i>SethiaVartaman</i> /Bilingual Monthly/Madurai	1870
17.	<i>U.S.I. Journal</i> /English Quarterly/Delhi	1870
18.	<i>Indian Witness</i> /English Fortnightly/Delhi	1871
19.	<i>Satya Shodhak</i> /Marathi Weekly/Ratnagiri	1871
20.	<i>Subodha Patrika</i> /Bilingual Quarterly/Mumbai	1873
21.	<i>Bihar Herald</i> /English Weekly/Patna	1874
22.	<i>The Statesman</i> /English Daily/Kolkata	1875
23.	<i>Satyanadam</i> /Bilingual Weekly/Kochi	1876
24.	<i>Sub Staff</i> /English Monthly/Chennai	1876
25.	<i>The Hindu</i> /English Daily/Chennai	1878
26.	<i>Bharuch Samachar</i> /Gujarati Weekly/Bharuch	1879
27.	<i>Prabodha Chandrika</i> /Marathi Weekly/Jalgaon	1880
28.	<i>National Christian Council Review</i> /English Monthly/Mysore	1880
29.	<i>Achhkn Repeno</i> /Garo Monthly/Meghalaya	1881
30.	<i>Kesari</i> /Marathi Daily/Poona	1881
31.	<i>Maharatta</i> /English Annual/Poona	1881
32.	<i>The Tribune</i> /English Daily/Chandigarh	1881
33.	<i>Amaldar</i> /Gujarati Quarterly/Mumbai	1882
34.	<i>Simhanad</i> /Marathi Monthly/Mumbai	1882
35.	<i>Madras Christian College Magazine</i> /Bilingual Annual/Chennai	1883
36.	<i>Musheer-E-Deccan</i> /Urdu Daily/Hyderabad	1884
37.	<i>Arya Gazette</i> /Urdu Weekly/Delhi	1884
38.	<i>Shree Jain Dharma Prakash</i> /Gujarati Monthly/Bhavnagar	1886
39.	<i>Deepika</i> /Malayalam Daily/Kottayam	1887
40.	<i>The New Leader</i> /English Weekly/Bangalore/Chennai	1887
41.	<i>Capital</i> /English Weekly/Kolkata	1888
42.	<i>Malayala Manorama</i> /Malayalam Daily/Kottayam	1890
43.	<i>Murshidabad Hiteshi</i> /Bengali Weekly/Murshidabad	1893
44.	<i>Chinnaria Bartabha</i> /Bengali Weekly/Hooghly	1893
45.	<i>Madhya Pradesh Sandesh</i> /Hindi Fortnightly/Gwalior	1895

S. No.	Title/ Periodicity/Language/Place	Year of Launch
46.	Jain Gazette/Hindi Weekly/Ajmer	1895
47.	Yuddh Dhuwani/Telugu Monthly/Chennai	1897
48	Khalsa Samachar/Punjabi Weekly/Amritsar	1899

(Present publishing status of most of the publications is not known due to non-submission of Annual Statements by them)

S. No.	Year (Ending)	Daily	Bi/Tri-Weekly	Weekly	Others	Total	% of Growth over Previous Years
1	2011-2012	10908	396	28819	46631	86754	5.51
2	2012-2013	12109	402	31280	50276	94067	8.43
3	2013-2014	13350	411	33170	52729	99660	5.95
4	2014-2015	14573	411	34991	55468	105443	5.8
5	2015-2016	15723	413	36635	58080	110851	5.13
6	2016-2017	16580	413	37829	59998	114820	3.58
7	2017-2018	17160	413	38933	61733	118239	2.98
8	2018-2019	17504	413	39436	62642	119995	1.48
9	2019-2020	19782	539	44519	78583	143423	19.52
10	2020-2021	19971	541	44899	79109	144520	0.765

Source: RNI Registration Data

Number of Registered Publications (2011-2012 to 2020-2021)

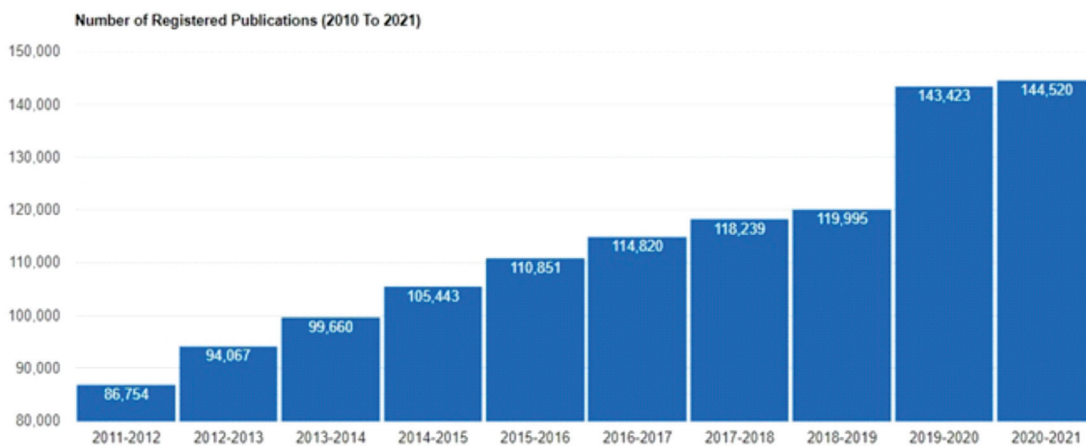


Table No. 2.2
Number of Publications Registered from 01-04-2020 to 31-03-2021
(Language and Periodicity - wise)

S. No	Language	Daily	Bi/Tri Weekly	Weekly	Fortnightly	Monthly	Quarterly	Annual	Others	Total
1	Assamese	2	0	1	1	1	0	0	0	5
2	Bengali	1	0	2	5	0	1	0	0	9
3	Bodo	0	0	0	0	0	0	0	0	0
4	Dogri	0	0	0	0	0	0	0	0	0
5	Gujarati	4	0	52	15	9	1	0	2	83
6	Hindi	78	1	169	39	157	23	1	8	476
7	Kannada	58	0	13	15	22	0	0	1	109
8	Kashmiri	0	0	0	0	0	0	0	0	0
9	Konkani	0	0	0	0	0	0	0	0	0
10	Maithili	0	0	0	0	0	1	0	0	1
11	Malayalam	0	0	0	1	2	2	0	0	5
12	Manipuri	0	0	0	0	0	0	0	0	0
13	Marathi	12	0	82	2	9	2	1	1	109
14	Nepali	0	0	0	0	0	0	0	0	0
15	Odia	2	0	5	5	3	1	1	0	17
16	Punjabi	1	0	3	1	1	0	0	1	7
17	Sanskrit	0	0	0	0	0	0	0	0	0
18	Santhali	0	0	0	0	0	0	0	0	0
19	Sindhi	0	0	1	0	0	0	0	0	1
20	Tamil	3	0	7	4	22	0	0	0	36
21	Telugu	14	0	3	5	19	0	0	0	41
22	Urdu	7	0	2	1	10	1	0	0	21
23	English	5	1	12	2	19	18	5	17	79
24	Bilingual	2	0	22	6	34	8	1	6	79
25	Multilingual	0	0	6	1	6	2	2	1	18
26	Others	0	0	0	0	1	0	0	0	1
	Total	189	2	380	103	315	60	11	37	1097

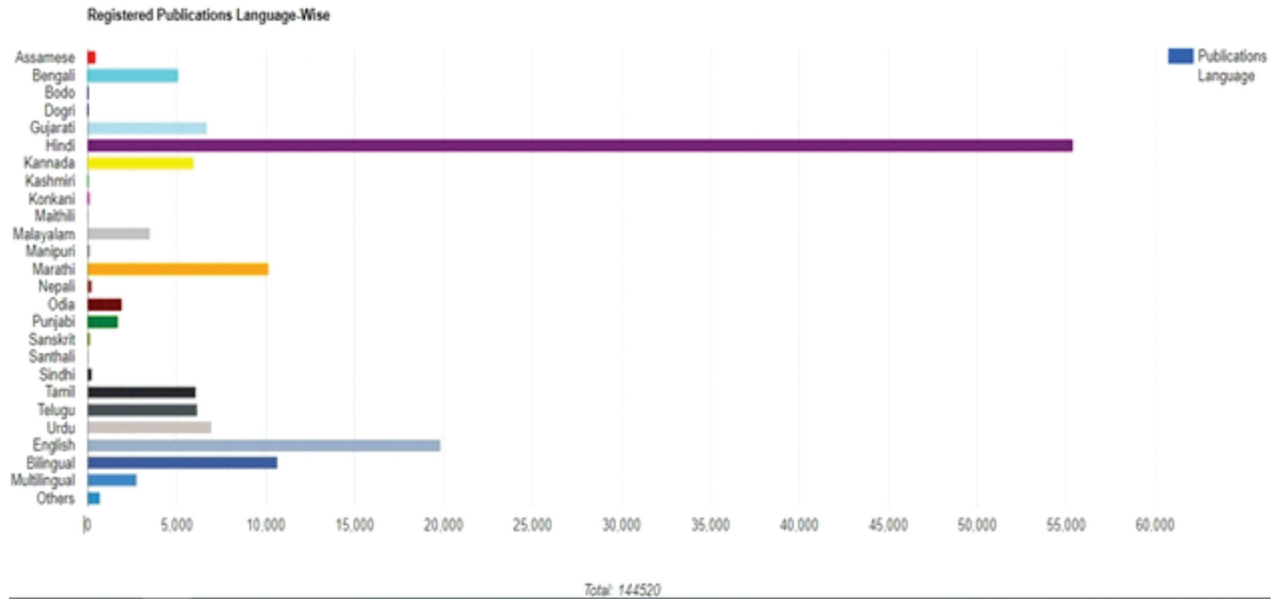
Source: Annual Statement 2020-2021

Table No. 2.3
Total Number of Registered Publications till 31-03-2020
(Language and Periodicity– wise)

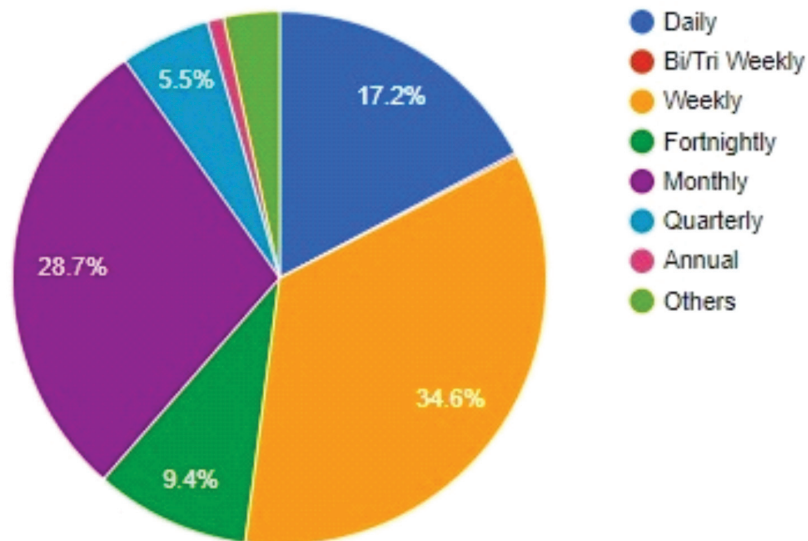
S. No	Language	Daily	Bi/Tri-Weekly	Weekly	Fortnightly	Monthly	Quarterly	Annual	Others	Total
1	Assamese	58	11	130	55	137	24	4	21	440
2	Bengali	233	29	1027	1044	1498	807	86	324	5048
3	Bodo	4	1	4	1	5	2	0	1	18
4	Dogri	1	0	3	0	1	3	0	0	8
5	Gujarati	811	15	2906	784	1880	153	31	128	6708
6	Hindi	8562	141	22768	6628	14265	2099	179	707	55349
7	Kannada	1117	9	1092	1043	2490	111	8	67	5937
8	Kashmiri	3	0	4	0	2	1	0	1	11
9	Konkani	4	0	16	3	39	7	0	2	71
10	Maithili	6	0	2	3	13	9	0	4	37
11	Malayalam	435	18	387	340	2018	167	32	95	3492
12	Manipuri	22	0	12	6	21	12	0	8	81
13	Marathi	1396	20	5582	637	1873	301	226	125	10160
14	Nepali	18	2	96	10	42	26	0	5	199
15	Odia	227	4	484	291	615	188	34	65	1908
16	Punjabi	214	18	597	182	577	57	3	31	1679
17	Sanskrit	24	0	18	13	39	25	2	10	131
18	Santhali	4	0	2	4	9	2	0	2	23
19	Sindhi	18	1	74	12	71	14	1	4	195
20	Tamil	642	57	865	901	3387	114	18	76	6060
21	Telugu	1769	11	779	728	2674	79	8	86	6134
22	Urdu	2062	32	2506	663	1440	157	17	53	6930
23	English	1672	99	2684	1657	7897	2987	617	2232	19845
24	Bilingual	485	45	2363	1087	4550	1052	490	580	10652
25	Multilingual	77	12	389	163	869	290	644	274	2718
26	Others	107	16	109	52	258	75	36	33	686
	Total	19971	541	44899	16307	46670	8762	2436	4934	144520

Source: RNI Registration Data

Total Number of Registered Publications from 01-04-1957 till 31-03-2021
(Language and Periodicity – wise)



Registered Publications
(Periodicity – wise)



Periodicity Wise Registered Publications

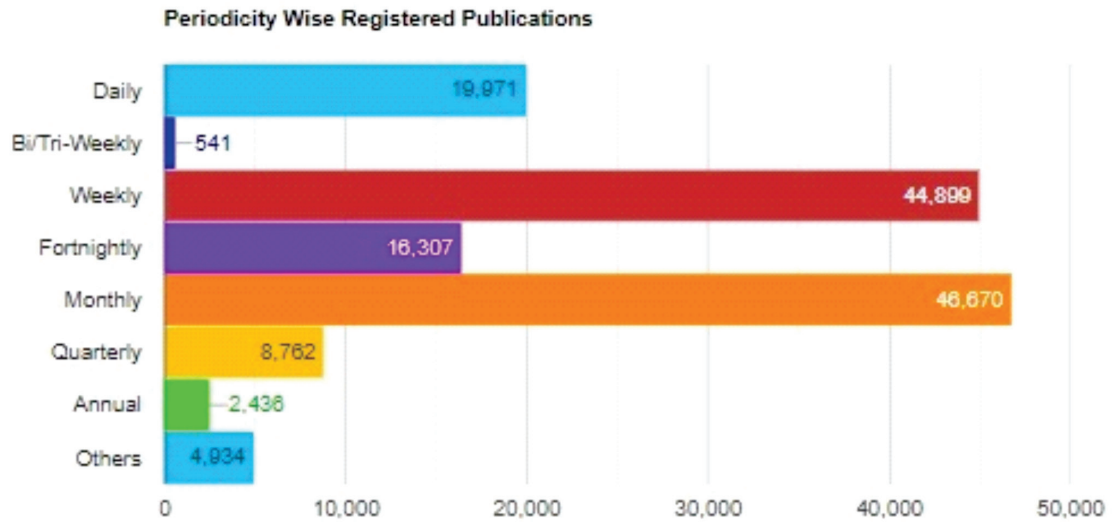


Table No. 2.4
Total Number of Registered Publications till 31-03-2021
(State/UT & Periodicity – wise)

S. No	States/UTs	Daily	Bi/Tri-Weekly	Weekly	Fortnightly	Monthly	Quarterly	Annual	Others	Total
1	Andaman & Nicobar Islands	29	0	32	29	18	3	0	1	112
2	Andhra Pradesh	1645	8	817	623	2431	116	36	122	5798
3	Arunachal Pradesh	17	1	7	1	5	0	1	0	32
4	Assam	160	25	279	97	217	49	24	33	884
5	Bihar	587	28	736	194	460	117	8	53	2183
6	Chandigarh	95	1	161	42	235	53	13	46	646
7	Chhattisgarh	341	1	632	121	525	96	9	29	1754
8	D & N Haveli and Daman & Diu	30	0	11	10	4	0	0	0	55
9	Delhi	1296	82	3012	1842	7111	1624	296	1088	16351
10	Goa	32	0	40	24	59	19	2	8	184
11	Gujarat	947	15	3068	863	2016	213	33	185	7340
12	Haryana	286	14	768	401	718	160	98	113	2558
13	Himachal Pradesh	40	0	169	47	96	42	26	22	442
14	Jammu & Kashmir	412	4	518	80	134	30	10	27	1215
15	Jharkhand	152	1	150	72	166	49	4	19	613
16	Karnataka	1350	16	1453	1244	3275	311	31	182	7862
17	Kerala	465	18	442	365	2546	335	176	209	4556
18	Ladakh	1	0	2	1	1	0	0	2	7
19	Lakshadweep	0	0	3	2	1	1	0	0	7
20	Madhya Pradesh	2040	11	4961	577	4720	520	29	248	13106
21	Maharashtra	2086	62	8520	1364	5193	1281	550	740	19796
22	Manipur	77	2	24	18	70	9	38	16	254
23	Meghalaya	24	1	36	14	21	13	3	7	119
24	Mizoram	58	15	44	3	65	8	2	11	206
25	Nagaland	10	0	11	1	4	2	1	0	29
26	Odisha	295	3	568	345	809	293	213	122	2648
27	Puducherry	21	2	45	23	85	25	1	9	211
28	Punjab	345	23	1001	347	979	152	117	156	3120
29	Rajasthan	956	21	1950	2630	1591	346	70	146	7710
30	Sikkim	23	2	81	1	6	3	0	4	120
31	Tamil Nadu	725	97	1198	1156	4740	431	156	249	8752
32	Telangana	741	8	744	381	1249	172	18	84	3397
33	Tripura	44	0	93	12	13	5	1	2	170
34	Uttar Pradesh	3893	35	9870	1657	4213	913	163	422	21166
35	Uttarakhand	369	10	2132	404	499	117	26	50	3607
36	West Bengal	379	35	1321	1316	2395	1254	281	529	7510
	Total	19971	541	44899	16307	46670	8762	2436	4934	144520

Total Number of Registered Publications as on 31-03-2021
(State/UT & Periodicity – wise)

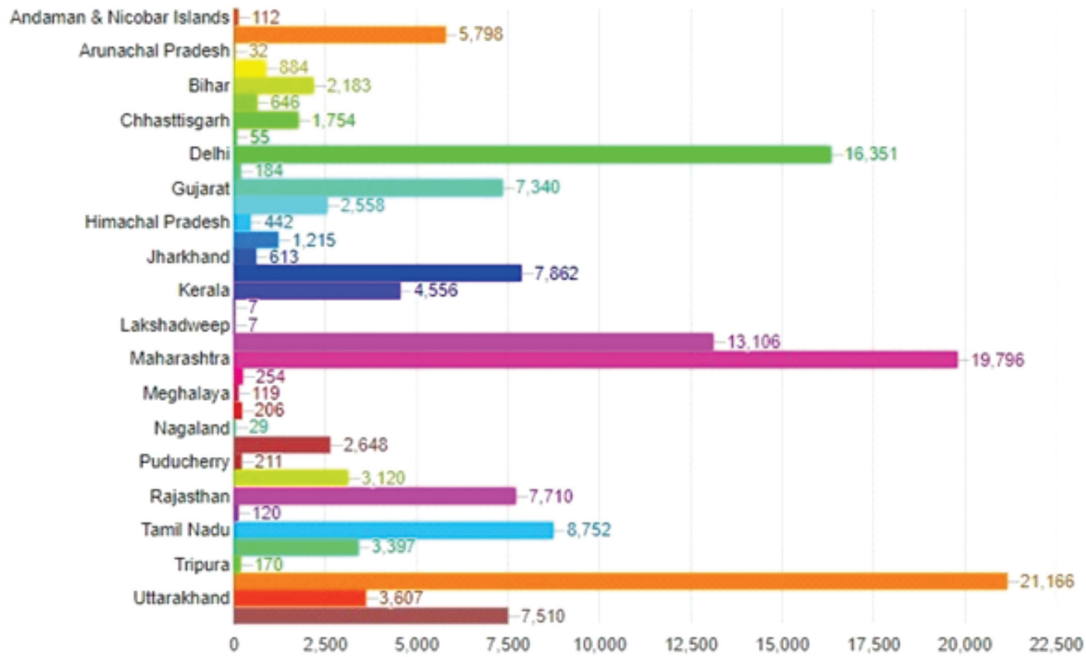


Table No. 2.5
Total Number of Registered Publications till 31-03-2021
(State/UT & Language – wise)

S. No	States/UTs	Assamese	Bengali	Bodo	Dogri	Gujarati	Hindi	Kannada	Kashmiri	Konkani	Marthili	Malayalam	Manipuri	Marathi
1	Andaman & Nicobar Islands	0	9	0	0	0	19	0	0	0	0	1	0	0
2	Andhra Pradesh	0	5	0	0	1	90	11	0	1	0	1	0	8
3	Arunachal Pradesh	0	0	0	0	0	3	0	0	0	0	0	0	0
4	Assam	413	171	16	0	0	35	0	0	0	1	0	13	0
5	Bihar	0	4	0	0	0	1663	0	0	0	13	0	0	0
6	Chandigarh	0	0	0	0	0	144	0	0	0	0	0	0	0
7	Chhattisgarh	0	2	0	0	0	1606	1	0	0	0	1	0	0
8	D & N Haveli and Daman & Diu	0	0	0	0	12	27	0	0	0	0	0	0	1
9	Delhi	10	47	1	0	22	6604	19	0	0	12	38	1	25
10	Goa	0	0	0	0	0	4	3	0	22	0	1	0	43
11	Gujarat	0	1	0	0	6099	332	1	0	0	0	4	0	26
12	Haryana	0	0	0	0	0	1771	0	0	0	0	0	0	0
13	Himachal Pradesh	0	0	0	0	0	269	0	0	0	0	0	0	0
14	Jammu & Kashmir	0	0	0	6	0	122	0	10	0	0	0	0	0
15	Jharkhand	1	8	0	0	0	409	0	0	0	1	0	0	0
16	Karnataka	0	1	0	0	5	90	5798	0	29	0	25	2	39
17	Kerala	0	3	0	0	3	20	17	0	3	0	3251	0	3
18	Ladakh	0	0	0	0	0	0	0	0	0	0	0	0	0
19	Lakshadweep	0	0	0	0	0	0	0	0	0	0	6	0	0
20	Madhya Pradesh	0	0	0	0	4	11973	0	0	0	0	2	0	12
21	Maharashtra	2	19	0	1	529	2482	45	0	15	2	71	1	9982
22	Manipur	0	1	0	0	0	4	0	0	0	0	0	61	0
23	Meghalaya	0	2	0	0	0	5	0	0	0	0	0	0	0
24	Mizoram	0	0	0	0	0	0	0	0	0	0	0	0	0
25	Nagaland	0	0	0	0	0	0	0	0	0	0	0	0	0
26	Odisha	1	2	1	1	1	54	1	1	1	1	1	1	1
27	Puducherry	0	1	0	0	2	2	1	0	0	0	2	0	1
28	Punjab	0	1	0	0	1	576	1	0	0	0	1	0	0
29	Rajasthan	0	2	0	0	2	6681	1	0	0	0	2	0	1
30	Sikkim	0	0	0	0	0	5	0	0	0	0	0	0	0
31	Tamil Nadu	2	3	0	0	4	78	29	0	0	0	74	0	5
32	Telangana	2	6	0	0	5	73	7	0	0	0	5	0	8
33	Tripura	0	133	0	0	0	1	0	0	0	0	0	1	0
34	Uttar Pradesh	0	20	0	0	4	16557	1	0	0	2	0	0	3
35	Uttarakhand	1	2	0	0	1	3107	1	0	0	0	2	1	1
36	West Bengal	8	4605	0	0	13	543	0	0	0	5	4	0	1
	Total	440	5048	18	8	6708	55349	5937	11	71	37	3492	81	10160

Source : RNI Registration Data

Table No. 2.5 (Contd.)
Total Number of Registered Publications till 31-03-2021
(State/UT & Language –wise)

S. No	States/UTs	Odia	Punjabi	Sanskrit	Santhali	Sindhi	Tamil	Telugu	Urdu	English	Bilingual	Multilingual	Others
1	Andaman & Nicobar Islands	0	0	0	0	0	14	1	1	55	11	1	0
2	Andhra Pradesh	11	3	3	0	0	18	4381	215	580	372	82	16
3	Arunachal Pradesh	0	0	0	0	0	0	0	0	28	0	0	1
4	Assam	0	0	0	0	0	0	0	8	143	42	19	18
5	Bihar	0	2	5	0	0	0	0	291	111	66	10	18
6	Chandigarh	0	83	0	0	0	0	0	14	302	58	43	2
7	Chhattisgarh	0	0	0	0	1	0	0	13	40	80	3	7
8	D & N Haveli and Daman & Diu	0	0	1	0	0	0	0	0	9	3	2	0
9	Delhi	19	225	14	0	11	25	19	1176	5690	2066	271	42
10	Goa	0	0	0	0	0	0	1	2	81	18	8	1
11	Gujarat	3	0	8	0	45	1	2	18	380	264	154	1
12	Haryana	0	31	2	0	0	0	0	104	234	291	119	4
13	Himachal Pradesh	0	2	1	0	0	0	0	16	80	44	26	3
14	Jammu & Kashmir	0	4	1	0	0	0	0	450	514	89	19	0
15	Jharkhand	2	1	1	7	0	0	0	49	69	41	12	12
16	Karnataka	0	1	5	0	1	63	24	225	1006	442	76	30
17	Kerala	1	0	3	0	0	25	3	1	558	509	142	14
18	Ladakh	0	0	0	0	0	0	0	0	3	3	1	0
19	Lakshadweep	0	0	0	0	0	0	0	0	0	1	0	0
20	Madhya Pradesh	1	0	12	0	15	0	0	129	305	592	51	8
21	Maharashtra	4	17	12	1	74	54	21	577	3785	1475	582	34
22	Manipur	0	0	0	0	0	0	0	0	37	47	50	54
23	Meghalaya	0	0	0	0	0	0	0	1	36	17	3	51
24	Mizoram	0	0	0	0	0	1	0	0	9	16	7	172
25	Nagaland	0	0	0	0	0	0	0	0	22	1	0	6
26	Odisha	1820	1	7	7	1	1	2	10	272	231	174	54
27	Puducherry	3	0	1	0	0	127	2	0	29	28	9	3
28	Punjab	1	1263	2	0	0	1	1	347	322	268	333	2
29	Rajasthan	0	7	6	0	39	0	0	37	254	584	62	32
30	Sikkim	0	0	0	0	0	0	0	2	25	4	0	0
31	Tamil Nadu	2	3	2	1	2	5717	168	44	1483	1000	127	7
32	Telangana	4	2	0	0	1	8	1505	774	731	210	53	3
33	Tripura	0	0	0	0	0	0	0	0	20	7	3	5
34	Uttar Pradesh	2	13	28	0	5	0	1	2164	1103	1134	89	35
35	Uttarakhand	2	8	3	0	0	1	0	83	167	185	18	18
36	West Bengal	33	13	14	7	0	4	3	179	1362	453	169	33
	Total	1908	1679	131	23	195	6060	6134	6930	19845	10652	2718	686

Source: RNI Registration Data

Table No. 2.6
Geographical Concentration of Publications till 31-03-2021
(Language & Place – wise)

S. No	Language	Metropolitan City	State Capital	Union Territory	Big City	Smaller Towns
1	Assamese	23	89	10	131	61
2	Bengali	1899	1941	52	2208	161
3	Bodo	1	2	1	2	1
4	Dogri	1	6	5	6	0
5	Gujarati	2686	911	22	5043	12
6	Hindi	11205	24820	6952	41877	1481
7	Kannada	85	81	17	812	148
8	Kashmiri	0	9	9	9	0
9	Konkani	15	18	0	19	4
10	Maithili	16	24	12	32	0
11	Malayalam	153	138	37	2018	653
12	Manipuri	1	14	1	16	2
13	Marathi	3105	1484	24	7196	265
14	Nepali	29	50	14	89	0
15	Odia	61	200	20	822	142
16	Punjabi	259	429	384	1402	162
17	Sanskrit	42	50	15	103	4
18	Santhali	3	6	0	7	3
19	Sindhi	101	71	11	163	0
20	Tamil	3913	3962	100	5203	246
21	Telugu	1458	921	20	3741	42
22	Urdu	2393	3871	1577	5472	66
23	English	12467	13827	6752	16616	266
24	Bilingual	4540	4945	2260	8154	326
25	Multilingual	913	917	367	1987	115
26	Others	101	280	44	342	40

Source: RNI Registration Data

Table No. 2.7
Geographical Concentration of Publications till 31-03-2021

(Periodicity & Place - wise)

S. No	Center	Daily	Bi/Tri-Weekly	Weekly	Others
1	Metropolitan City	4098	260	9662	31450
2	State Capital	7159	292	15044	36571
3	Union Territory	1856	87	3775	12988
4	Big City	13609	404	30900	58557
5	Smaller Towns	568	23	1300	2309

Source: RNI Registration Data

Geographical Concentration of Publications as on 31-03-2021

(Periodicity & Place - wise)

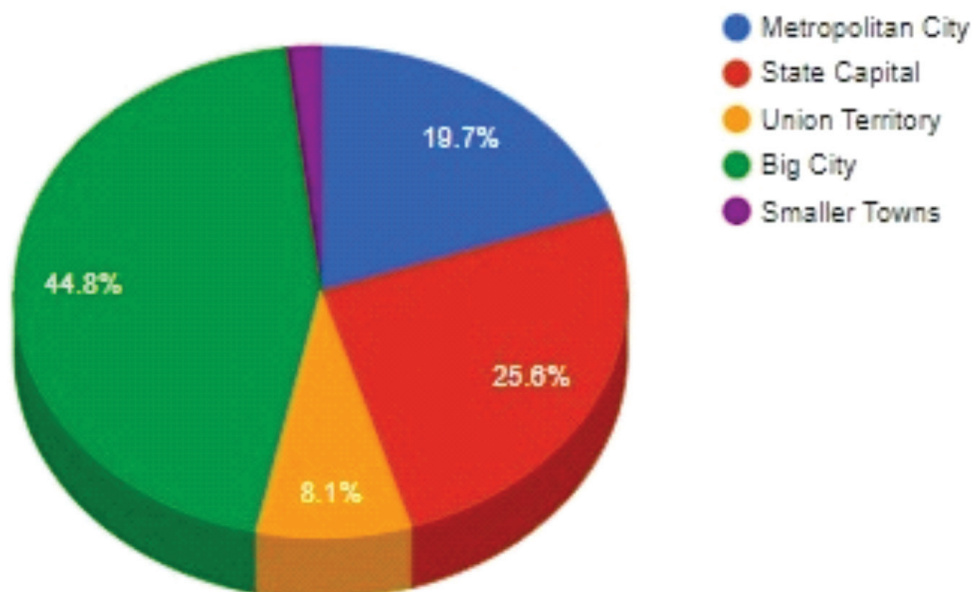


Table No. 2.8
Cities With 100 or More Publications
(Language & Periodicity – wise)

S. No.	City of Publication	Daily				Weekly			
		Hindi	English	Others	Total	Hindi	English	Others	Total
1	Agra	73	2	11	86	156	2	20	178
2	Ahmadnagar	2	0	50	52	2	0	264	266
3	Ahmedabad	28	38	219	285	30	33	643	706
4	Ajmer	41	0	6	47	86	0	30	116
5	Akola	9	0	32	41	15	1	163	179
6	Alappuzha	0	0	22	22	0	0	21	21
7	Aligarh	37	0	9	46	153	4	22	179
8	Allahabad	123	19	31	173	105	13	16	134
9	Ambala	16	0	3	19	37	3	20	60
10	Amravati	22	2	70	94	58	3	316	377
11	Amritsar	8	0	5	13	6	2	70	78
12	Anantapur	0	2	47	49	0	1	20	21
13	Aurangabad	13	2	103	118	41	14	398	453
14	Bangalore	2	13	89	104	3	24	161	188
15	Bangalore(North)	2	7	23	32	0	16	23	39
16	Bardhaman	1	0	8	9	5	6	79	90
17	Bareilly	39	3	9	51	109	3	51	163
18	Basti	26	1	5	32	130	0	6	136
19	Beed	1	0	59	60	7	1	173	181
20	Bengaluru Rural	1	2	15	18	1	6	18	25
21	Bengaluru Urban	1	21	128	150	6	55	254	315
22	Bhavnagar	1	0	27	28	0	2	220	222
23	Bhilwara	24	0	0	24	51	0	0	51
24	Bhopal	748	29	58	835	1855	35	72	1962
25	Bhubaneswar	2	6	38	46	0	5	45	50
26	Bikaner	41	0	1	42	68	0	0	68
27	Bilaspur	38	1	0	39	83	2	1	86
28	Bulandshahr	21	0	6	27	105	1	19	125
29	Buldana	1	0	45	46	3	0	136	139
30	Chandigarh	41	31	15	87	42	61	56	159
31	Chandrapur	7	1	19	27	16	1	138	155
32	Chennai	5	54	453	512	6	158	780	944
33	Coimbatore	0	10	23	33	0	4	38	42
34	Cuttack	1	5	29	35	0	4	70	74
35	Dehradun	173	14	39	226	1228	44	90	1362
36	Delhi	706	205	378	1289	1817	525	647	2989
37	Dharwad	0	0	16	16	2	0	25	27
38	Dhule	0	0	40	40	3	0	297	300

S. No.	City of Publication	Daily				Weekly			
		Hindi	English	Others	Total	Hindi	English	Others	Total
39	Ernakulam	0	11	57	68	0	19	69	88
40	Faridabad	57	2	3	62	96	8	9	113
41	Fatehpur	41	0	11	52	149	1	34	184
42	Gandhinagar	5	2	78	85	3	3	152	158
43	Gautam Buddha Nagar	72	3	21	96	115	10	26	151
44	Ghaziabad	89	2	11	102	366	10	22	398
45	Gorakhpur	103	2	15	120	283	0	17	300
46	Guntur	0	5	122	127	0	1	83	84
47	Gwalior	187	6	10	203	323	3	12	338
48	Hanumangarh	23	0	0	23	61	0	0	61
49	Haridwar	51	3	6	60	266	1	8	275
50	Hooghly	0	0	2	2	0	0	25	25
51	Hyderabad	24	144	461	629	15	146	590	751
52	Indore	147	8	10	165	836	9	61	906
53	Jabalpur	80	2	7	89	117	3	12	132
54	Jaipur	276	14	28	318	589	24	52	665
55	Jalandhar	61	8	40	109	44	11	120	175
56	Jalgaon	3	0	51	54	10	1	263	274
57	Jalna	3	0	45	48	11	2	171	184
58	Jammu	45	132	55	232	26	88	126	240
59	Jhansi	38	0	6	44	121	1	11	133
60	Jodhpur	70	2	5	77	114	6	11	131
61	Junagadh	0	0	15	15	0	2	162	164
62	Kamrup Metropolitan/ Guwahati	6	7	18	31	4	9	59	72
63	Kanpur	80	9	39	128	307	9	98	414
64	Kanpur Nagar	77	3	26	106	269	3	96	368
65	Karnal	15	0	1	16	36	2	16	54
66	Khordha	0	2	25	27	0	1	40	41
67	Khordha/ Bhubaneswar	1	6	24	31	1	9	75	85
68	Khurda	1	4	30	35	0	2	73	75
69	Kolhapur	2	2	43	47	1	2	164	167
70	Kolkata	51	45	107	203	125	145	328	598
71	Kollam	0	1	27	28	0	3	30	33
72	Kota	35	0	0	35	73	0	1	74
73	Kottayam	0	1	40	41	0	3	68	71
74	Kozhikode	0	3	32	35	0	2	33	35
75	Krishna/ Vijaywada	0	10	20	30	0	0	29	29
76	Kurnool	0	10	157	167	0	0	29	29
77	Latur	0	0	65	65	18	1	262	281

S. No.	City of Publication	Daily				Weekly			
		Hindi	English	Others	Total	Hindi	English	Others	Total
78	Lucknow	953	79	432	1464	2134	86	326	2546
79	Ludhiana	14	1	47	62	34	10	144	188
80	Madurai	1	4	38	43	0	6	34	40
81	Mathura	15	0	1	16	62	0	3	65
82	Meerut	96	1	13	110	503	2	39	544
83	Mehsana	2	0	19	21	0	0	144	144
84	Moradabad	39	1	16	56	188	7	48	243
85	Mumbai	103	75	264	442	457	372	788	1617
86	Muzaffarnagar	56	0	6	62	225	1	7	233
87	Muzaffarpur	62	1	12	75	117	3	6	126
88	Nagpur	49	8	50	107	111	20	194	325
89	Nanded	6	0	78	84	11	2	144	157
90	Nashik	5	4	50	59	4	6	210	220
91	Nellore	0	3	53	56	0	0	51	51
92	North 24 Parganas	0	0	2	2	5	2	36	43
93	Parbhani	3	1	33	37	11	1	143	155
94	Patiala	5	3	44	52	21	6	165	192
95	Patna	243	12	128	383	236	18	70	324
96	Pune	12	16	104	132	22	43	443	508
97	Raipur	148	7	18	173	181	5	7	193
98	Rajkot	0	1	47	48	1	0	185	186
99	Rampur	11	0	17	28	62	1	50	113
100	Ranchi	46	12	35	93	36	10	5	51
101	Rangareddi	1	9	58	68	0	4	14	18
102	Ratlam	27	0	0	27	104	0	1	105
103	Rohtak	22	1	1	24	50	0	11	61
104	Saharanpur	37	4	13	54	291	5	39	335
105	Sangli	0	0	29	29	0	0	128	128
106	Satara	0	0	21	21	0	2	135	137
107	Shimla	23	4	0	27	64	13	6	83
108	Solapur	1	0	78	79	19	1	433	453
109	South 24 Parganas	0	2	2	4	1	1	29	31
110	South Twenty Four Parganas	6	7	24	37	0	8	41	49
111	Sriganganagar	29	0	0	29	101	0	2	103
112	Srinagar	2	50	76	128	1	54	115	170
113	Surat	33	8	91	132	44	1	192	237
114	Surendranagar	0	0	32	32	0	1	203	204
115	Thane	36	5	90	131	248	36	479	763
116	Thiruvananthapuram	0	5	80	85	0	4	64	68
117	Thrissur	0	3	32	35	0	3	33	36

S. No.	City of Publication	Daily				Weekly			
		Hindi	English	Others	Total	Hindi	English	Others	Total
118	Udaipur	27	0	0	27	56	1	3	60
119	Udham Singh Nagar	17	1	3	21	128	0	3	131
120	Ujjain	72	2	4	78	269	1	1	271
121	Vadodara	5	3	48	56	2	8	142	152
122	Varanasi	63	4	14	81	138	4	14	156
123	Visakhapatnam	4	28	154	186	2	10	70	82
124	Yavatmal	1	0	25	26	5	0	151	156
	Total	6172	1282	6226	13680	16552	2327	14390	33269

Source: RNI Registration Data

Table No. 2.8 (Contd.)
Cities With 100 or More Publications
(Language & Periodicity-Wise)

S. No.	City of Publication	Others				Total			
		Hindi	English	Others	Total	Hindi	English	Others	Total
1	Agra	209	26	26	261	438	30	57	525
2	Ahmadnagar	4	6	161	171	8	6	475	489
3	Ahmedabad	59	136	1106	1301	117	207	1968	2292
4	Ajmer	290	10	86	386	417	10	122	549
5	Akola	4	4	45	53	28	5	240	273
6	Alappuzha	1	4	172	177	1	4	215	220
7	Aligarh	102	16	42	160	292	20	73	385
8	Allahabad	306	116	87	509	534	148	134	816
9	Ambala	51	27	54	132	104	30	77	211
10	Amravati	9	4	64	77	89	9	450	548
11	Amritsar	35	37	192	264	49	39	267	355
12	Anantapur	1	3	180	184	1	6	247	254
13	Aurangabad	14	19	134	167	68	35	635	738
14	Bangalore	5	150	507	662	10	187	757	954
15	Bangalore(North)	2	63	347	412	4	86	393	483
16	Bardhaman	8	7	236	251	14	13	323	350
17	Bareilly	76	8	26	110	224	14	86	324
18	Basti	27	0	8	35	183	1	19	203
19	Beed	3	0	37	40	11	1	269	281
20	Bengaluru Rural	2	29	156	187	4	37	189	230
21	Bengaluru Urban	20	330	1299	1649	27	406	1681	2114
22	Bhavnagar	5	3	117	125	6	5	364	375
23	Bhilwara	133	1	4	138	208	1	4	213
24	Bhopal	3129	99	199	3427	5732	163	329	6224
25	Bhubaneswar	1	23	112	136	3	34	195	232
26	Bikaner	245	9	29	283	354	9	30	393
27	Bilaspur	64	3	10	77	185	6	11	202
28	Bulandshahr	92	4	37	133	218	5	62	285
29	Buldana	0	0	19	19	4	0	200	204
30	Chandigarh	57	207	123	387	140	299	194	633
31	Chandrapur	2	0	19	21	25	2	176	203
32	Chennai	59	997	3686	4742	70	1209	4919	6198
33	Coimbatore	0	58	242	300	0	72	303	375
34	Cuttack	5	54	382	441	6	63	481	550
35	Dehradun	459	74	87	620	1860	132	216	2208
36	Delhi	4032	4924	3007	11963	6555	5654	4032	16241

Source: RNI Registration Data

S. No.	City of Publication	Others				Total			
		Hindi	English	Others	Total	Hindi	English	Others	Total
37	Dharwad	4	14	159	177	6	14	200	220
38	Dhule	3	0	97	100	6	0	434	440
39	Ernakulam	5	135	500	640	5	165	626	796
40	Faridabad	79	37	41	157	232	47	53	332
41	Fatehpur	18	1	6	25	208	2	51	261
42	Gandhinagar	7	9	160	176	15	14	390	419
43	Gautam Buddha Nagar	87	91	38	216	274	104	85	463
44	Ghaziabad	242	85	92	419	697	97	125	919
45	Gorakhpur	114	3	16	133	500	5	48	553
46	Guntur	0	23	243	266	0	29	448	477
47	Gwalior	335	8	29	372	845	17	51	913
48	Hanumangarh	159	0	8	167	243	0	8	251
49	Haridwar	93	6	33	132	410	10	47	467
50	Hooghly	2	9	165	176	2	9	192	203
51	Hyderabad	45	519	1172	1736	84	809	2223	3116
52	Indore	790	62	192	1044	1773	79	263	2115
53	Jabalpur	123	13	44	180	320	18	63	401
54	Jaipur	1367	96	303	1766	2232	134	383	2749
55	Jalandhar	57	38	217	312	162	57	377	596
56	Jalgaon	5	5	94	104	18	6	408	432
57	Jalna	6	3	24	33	20	5	240	265
58	Jammu	30	70	47	147	101	290	228	619
59	Jhansi	69	7	5	81	228	8	22	258
60	Jodhpur	291	40	89	420	475	48	105	628
61	Junagadh	1	1	58	60	1	3	235	239
62	Kamrup Metropolitan/ Guwahati	1	23	100	124	11	39	177	227
63	Kanpur	237	37	111	385	624	55	248	927
64	Kanpur Nagar	157	17	73	247	503	23	195	721
65	Karnal	100	18	70	188	151	20	87	258
66	Khordha	2	23	125	150	2	26	190	218
67	Khordha/ Bhubaneswar	1	31	141	173	3	46	240	289
68	Khurda	1	25	90	116	2	31	193	226
69	Kolhapur	3	4	161	168	6	8	368	382
70	Kolkata	224	902	1918	3044	400	1092	2353	3845
71	Kollam	1	15	238	254	1	19	295	315
72	Kota	233	11	13	257	341	11	14	366
73	Kottayam	4	52	379	435	4	56	487	547
74	Kozhikode	1	22	274	297	1	27	339	367
75	Krishna/ Vijaywada	0	16	174	190	0	26	223	249
76	Kurnool	0	8	114	122	0	18	300	318

Source: RNI Registration Data

S. No.	City of Publication	Others				Total			
		Hindi	English	Others	Total	Hindi	English	Others	Total
77	Latur	4	1	38	43	22	2	365	389
78	Lucknow	1292	167	298	1757	4379	332	1056	5767
79	Ludhiana	59	73	255	387	107	84	446	637
80	Madurai	0	18	263	281	1	28	335	364
81	Mathura	131	8	38	177	208	8	42	258
82	Meerut	304	63	77	444	903	66	129	1098
83	Mehsana	0	1	76	77	2	1	239	242
84	Moradabad	88	9	50	147	315	17	114	446
85	Mumbai	680	2643	2087	5410	1240	3090	3139	7469
86	Muzaffarnagar	117	39	28	184	398	40	41	479
87	Muzaffarpur	53	4	7	64	232	8	25	265
88	Nagpur	64	55	182	301	224	83	426	733
89	Nanded	3	2	31	36	20	4	253	277
90	Nashik	7	25	153	185	16	35	413	464
91	Nellore	0	8	260	268	0	11	364	375
92	North 24 Parganas	5	13	221	239	10	15	259	284
93	Parbhani	1	2	19	22	15	4	195	214
94	Patiala	16	32	133	181	42	41	342	425
95	Patna	374	52	82	508	853	82	280	1215
96	Pune	48	226	828	1102	82	285	1375	1742
97	Raipur	392	9	45	446	721	21	70	812
98	Rajkot	1	19	293	313	2	20	525	547
99	Rampur	35	2	41	78	108	3	108	219
100	Ranchi	85	16	34	135	167	38	74	279
101	Rangareddi	1	21	128	150	2	34	200	236
102	Ratlam	69	1	24	94	200	1	25	226
103	Rohtak	103	16	58	177	175	17	70	262
104	Saharanpur	189	18	79	286	517	27	131	675
105	Sangli	2	1	102	105	2	1	259	262
106	Satara	0	1	74	75	0	3	230	233
107	Shimla	36	35	24	95	123	52	30	205
108	Solapur	6	2	122	130	26	3	633	662
109	South 24 Parganas	2	18	172	192	3	21	203	227
110	South Twenty Four Parganas	5	50	237	292	11	65	302	378
111	Sriganganagar	142	4	6	152	272	4	8	284
112	Srinagar	1	51	38	90	4	155	229	388
113	Surat	45	10	182	237	122	19	465	606
114	Surendranagar	3	0	44	47	3	1	279	283
115	Thane	100	109	263	472	384	150	832	1366
116	Thiruvananthapuram	3	105	665	773	3	114	809	926

Source: RNI Registration Data

S. No.	City of Publication	Others				Total			
		Hindi	English	Others	Total	Hindi	English	Others	Total
117	Thrissur	2	38	296	336	2	44	361	407
118	Udaipur	140	20	23	183	223	21	26	270
119	Udham Singh Nagar	95	2	3	100	240	3	9	252
120	Ujjain	210	2	14	226	551	5	19	575
121	Vadodara	6	56	214	276	13	67	404	484
122	Varanasi	198	28	58	284	399	36	86	521
123	Visakhapatnam	4	39	365	408	10	77	589	676
124	Yavatmal	1	1	31	33	7	1	207	215
	Total	19530	14045	29612	63187	42254	17654	50228	110136

Source: RNI Registration Data